



ALTERNATOR PRO28S C/4

three-phase brushless synchronous alternator with AVR - 4 poles

Technical Data Sheet

PRO28S C/4

COMMON DATA

Rated Power at 50Hz	kVA	225	
Rated Power at 60Hz	kVA	270	
Rated Power Factor		0.8	
Nominal Temperature	°C	40	
Control System		self excited	
Execution		brushless	
Regulation Type		AVR	
Insulation Class		H	
Protection		IP23	
Maximum Overspeed	rpm	2250	
Overload		110% of rated power for one hour in a cycle of 6 hours	
Air Flow Requirement	m ³ /min	32.5 at 50Hz	39 at 60Hz
R.F.I. Suppression		Standard EN55011	

REGULATION DATA

AVR		HVR30	\
Sensing		three-phase	\
Voltage Regulation		±1%	
Sustained Short Circuit		> 300% of rated current	

WINDING DATA

Stator Winding		Double layer with auxiliary winding	
Rotor Winding		with damping cage	
Winding Pitch		2/3	
Number of Leads of Stator		12	
Stator Winding Resistance		0.0093 at 20°C	
Rotor Winding Resistance		2.1 at 20°C	
Exciter Stator Resistance		15 at 20°C	
Exciter Rotor Resistance		0.25 at 20°C	
THD at full load		<3%	
THD at no load		<3%	
Excitation at no load	A _{dc}	0.6	
Excitation at full load	A _{dc}	2.36	

STANDARD

References		EN60034-1 ISO8528-3 EN55011
------------	--	-----------------------------

PRO28S C/4

ELECTRICAL DATA

Frequency		50Hz - 1500rpm				60Hz - 1800rpm			
Voltage Series Star	V	380/220	400/230	415/240	440/254	415/240	440/254	460/266	480/277
Rated Power in Class H (125°C/40°C)	kVA	225	225	225	215	260	270	270	270
	kW	180	180	180	172	208	216	216	216
Rated Power in Class F (105°C/40°C)	kVA	200	200	200	190	225	240	240	240
	kW	160	160	160	152	180	192	192	192
Rated Power Standby (150°C/40°C)	kVA	255	255	255	245	290	305	305	305
	kW	204	204	204	196	232	244	244	244
Rated Power Standby (163°C/27°C)	kVA	265	265	265	250	295	315	315	315
	kW	212	212	212	200	236	252	252	252

EFFICIENCY IN CL. H

4/4		92.1%						92.7%
3/4		92.5%						93.0%
2/4		91.2%						91.6%
1/4		89.7%						90.4%

REACTANCES AND TIME CONSTANTS

pcc		0.36						
X _d - dir. axis synchronous		398%	359%	334%	284%	462%	427%	391%
X' _d - dir. axis transient		22.5%	20.3%	18.9%	16.0%	26.2%	24.2%	22.1%
X'' _d - dir. axis subtransient		11.3%	10.2%	9.5%	8.1%	13.1%	12.1%	11.1%
X _q - quad. axis reactance		253%	228%	212%	180%	294%	271%	248%
T' _{do} - O.C. field time constant		1825ms						
T' _d - Transient time constant		113ms						
T'' _d - Sub-transient time constant		16ms						

MECHANICAL DATA

Bearing non drive end				6314-2RS-C3
Bearing drive end (B3/B14 form)				6316-2RS-C3
Weight of generator	in B2	kg		668
	in B3/B14	kg		679
	in B3/B9	kg		\

PRO28S C/4

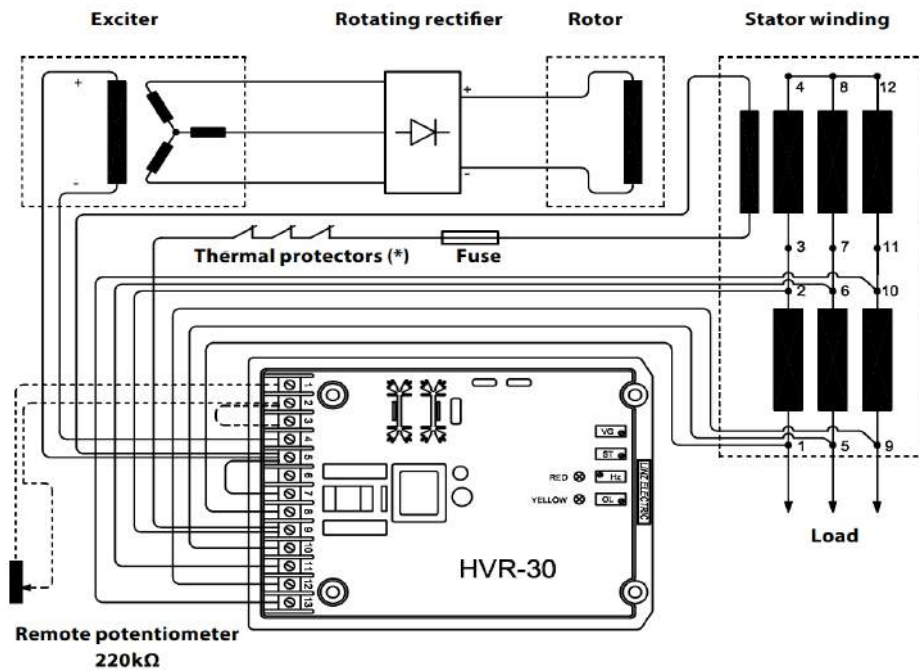
MOMENT OF INERZIA

B3/B9	kg·m ²	\
SAE 7½	kg·m ²	\
SAE 8	kg·m ²	\
SAE 10	kg·m ²	\
SAE 11½	kg·m ²	2.902
SAE 14	kg·m ²	3.018
SAE 18	kg·m ²	\
B3/B14	kg·m ²	2.723

POWER VARIATION ACCORDING TO TEMPERATURE AND ALTITUDE

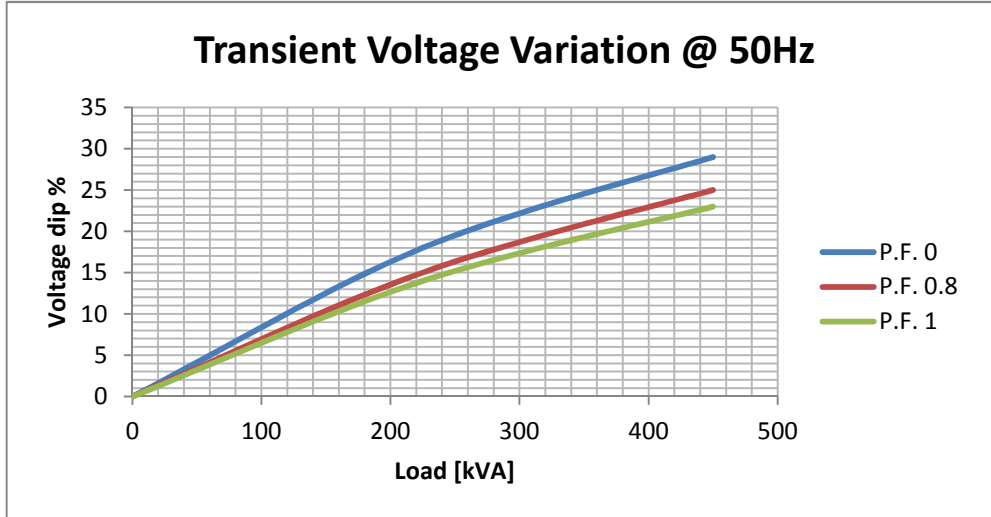
Altitude	Ambient temperature				
	25°C	40°C	45°C	50°C	55°C
< 1000m	1.09	1	0.96	0.93	0.91
1000m - 1500m	1.01	0.96	0.92	0.89	0.87
1500m - 2000m	0.96	0.91	0.87	0.84	0.83
2000m - 3000m	0.9	0.85	0.81	0.78	0.76

WIRING DIAGRAM

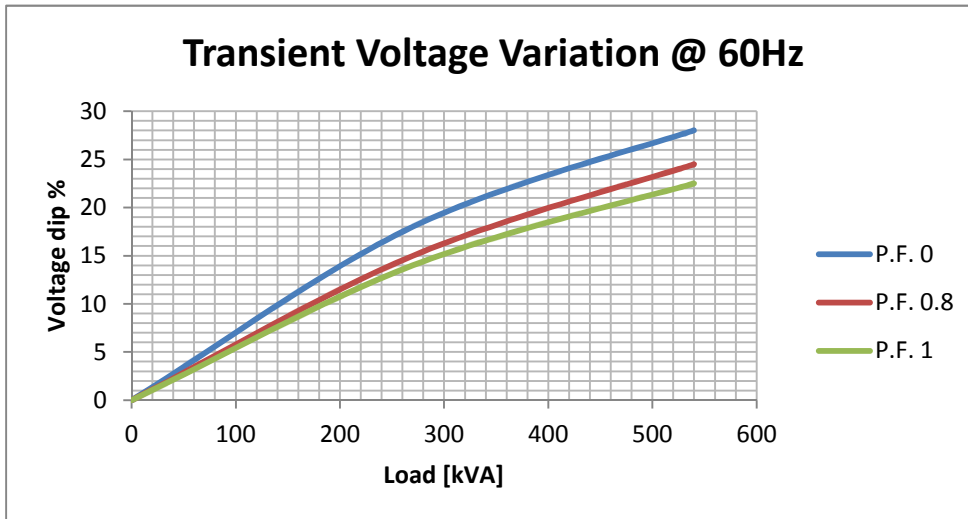


PRO28S C/4

TRANSIENT VOLTAGE VARIATION 50Hz

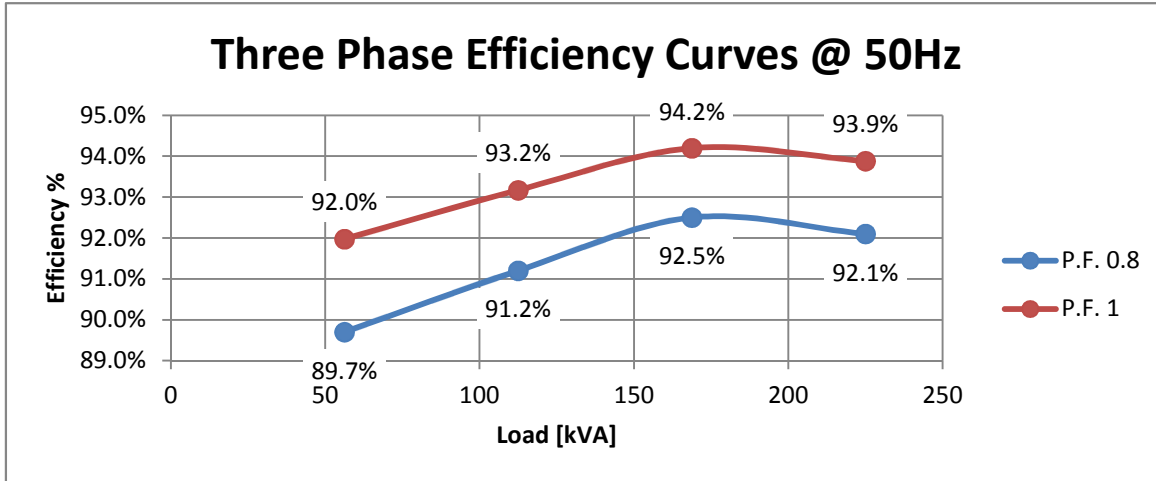


TRANSIENT VOLTAGE VARIATION 60Hz

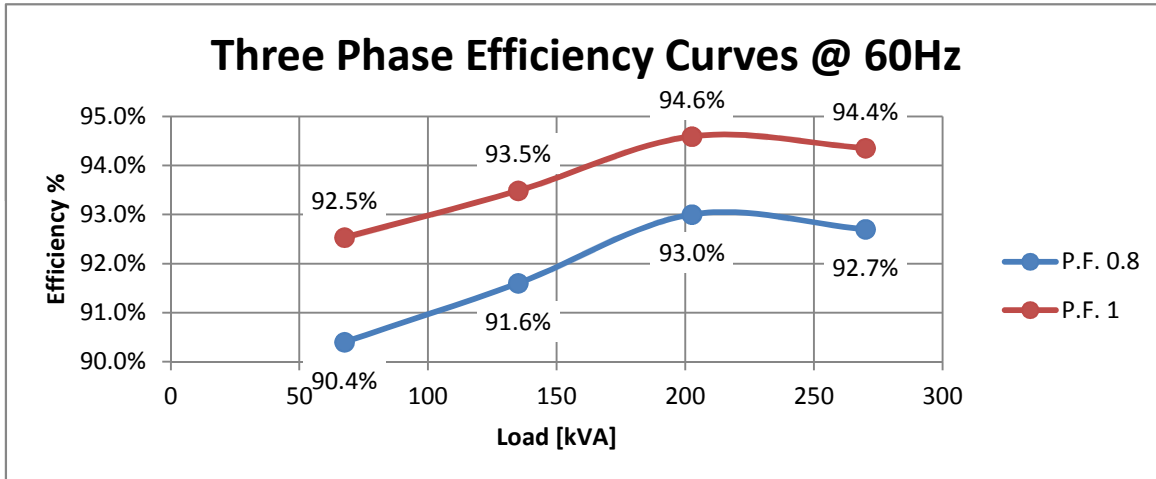


PRO28S C/4

EFFICIENCY 50Hz

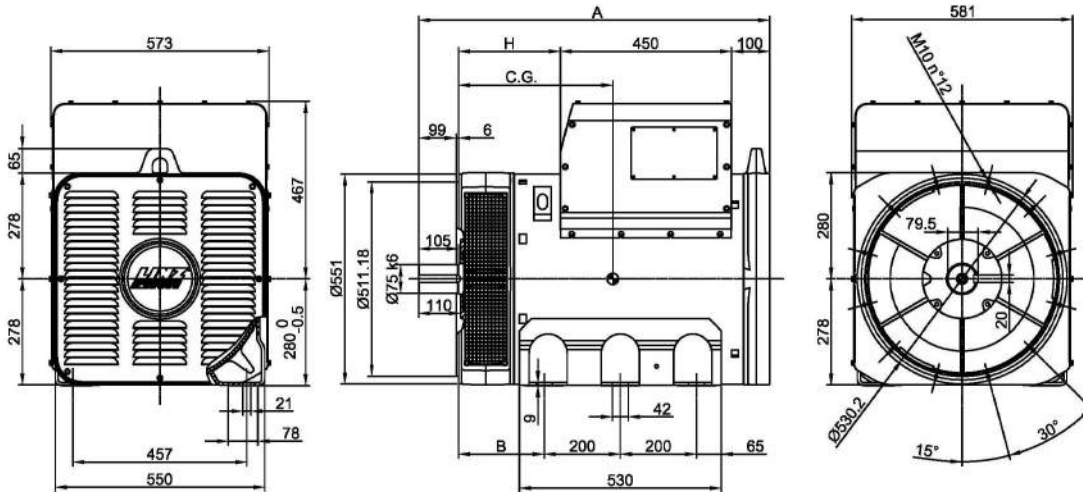


EFFICIENCY 60Hz

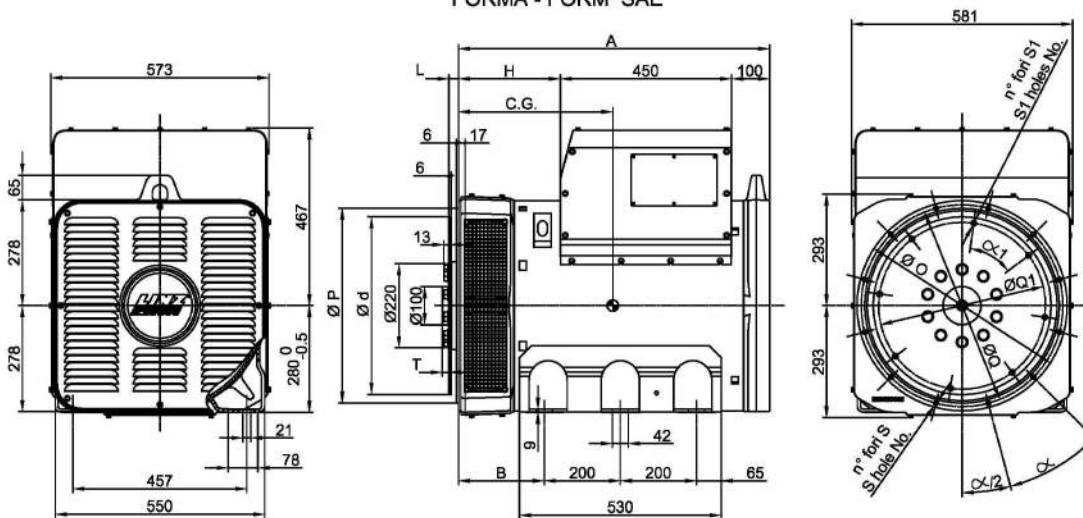


PRO28S C/4

FORMA - FORM B3/B14



FORMA - FORM SAE



FORMA - FORM	A	B	H	TIPO - TYPE	C.G.
B3/B14	PRO 28S	922	225	PRO28S A/4	376
	PRO 28M	1072		PRO28S B/4	380
	PRO 28L	1137	325	PRO28S C/4	394
SAE	PRO 28S	817	225	PRO28S D/4	406
	PRO 28M	967		PRO28M E/4	452
	PRO 28L	1032	325	PRO28M F/4	480
				PRO28L G/4	513

SAE N.	FLANGIE - FLANGES - BRIDAS					
	Ø O	Ø P	Ø Q	n. fori holes No.	S	α
3	451	409.6	428.6	12	12	30°
2	490	447.68	466.7			
1	552	511.18	530.2			

SAE N.	GIUNTI A DISCO - COUPLING DISCS - JUNTAS A DISCOS						
	L	Ø d	Ø Q1	n. fori holes No.	S1	α1	T
11 1/2	39.6	352.42	333.37	8	10.5	45°	0
14	25.4	466.72	438.15	8	14	45°	17.3